

2024 SUTTER COUNTY PUBLIC HEALTH UPDATE

OCTOBER 22, 2024

Sutter County Public Health Branch

Leah Northrop, MPA, Public Health Branch Director

Phuong Luu, MD, MHS, FACP, Sutter County Health Officer



HEALTH AND
HUMAN SERVICES







Purpose & Objectives

Provide an update on:

- **Sutter County's top causes of death and diseases**
- **Health Trends**
- **Disparities in health outcomes across areas in Sutter County**
- **The Community Health Improvement Plan (CHIP)**

Top Causes of Death in Sutter County

Causes of Death in Sutter County – 2017-2019 vs. 2020-2022

	2017-2019 Sutter County Rates per 100,000	2020-2022 Sutter County Rates per 100,000	Trend
All Causes of Death	702.2	817.1	
1. All Cancers	143.8	138.4	
2. Coronary Heart Disease	98.9	85.2	
3. Accidents (Unintentional Injuries)	45.9	65.1	
4. Cerebrovascular Disease (Stroke)	48.3	52.9	
5. Alzheimer's Disease	36.5	42.5	

Note: Sutter County rates are **worse** for all top causes of death compared to California






Sutter County rates have decreased compared to 2019-2021



Sutter County rates have increased compared to 2019-2021

A Top Disease Burden: Syphilis

Top causes of Morbidity – Sutter County Health Status Profile

	2017-2019 Sutter County Rates per 100,000	2020-2022 Sutter County rates per 100,000	Trend
Primary and Secondary Syphilis Females Ages 15-44	356.6	49.3	
Congenital Syphilis	N/A (zero cases)	161.1*	
Primary and Secondary Syphilis Males All Ages	24.7	41.1	

Sutter County rates are **worse** for all top causes of morbidity compared to California. Data denoted with an * Indicates unreliable rates.



Sutter County rates have increased compared to 2017-2019



Sutter County rates have decreased compared to 2017-2019

Health Trends - Accidents & Injuries

- Men are more likely to die of accidents/unintentional injuries
- Black and Non-Hispanic White residents have the highest death rates from unintentional injuries
- Most individuals who die due to accidents/injuries are 50 years old or younger

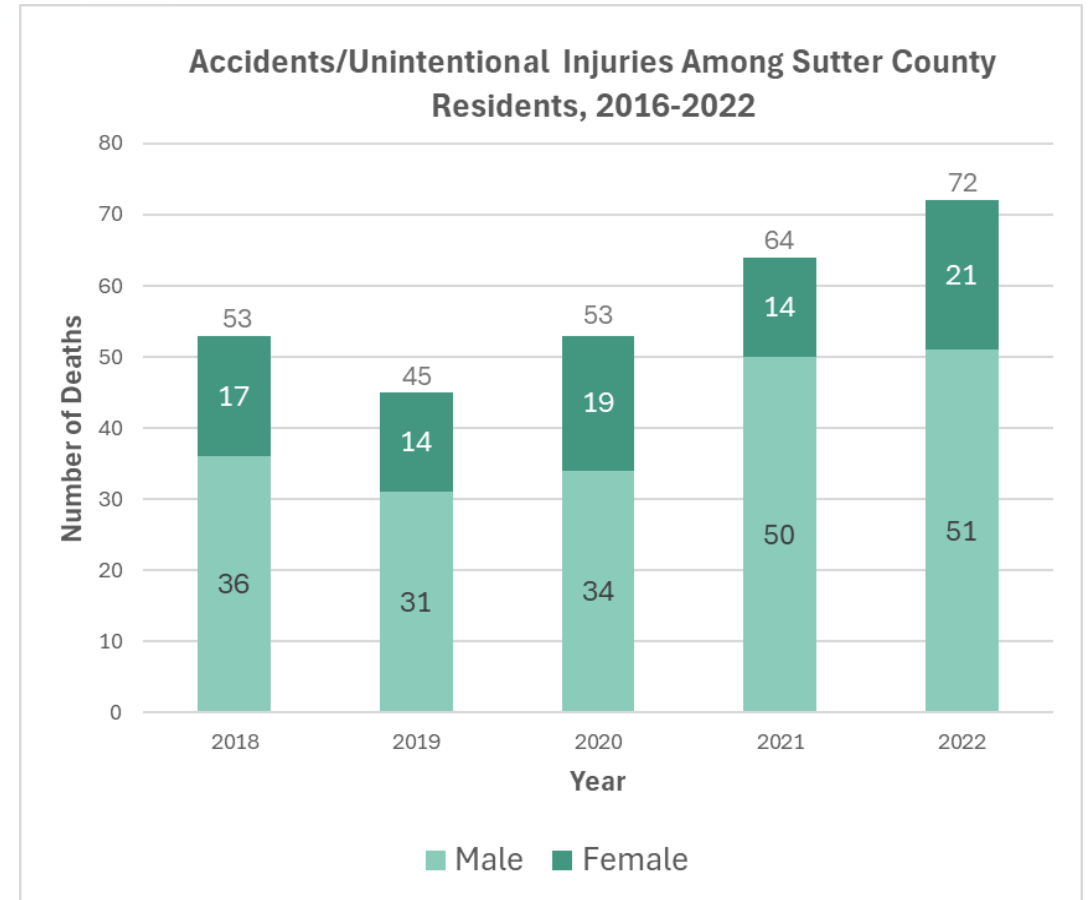


Figure 1. Accident/Unintentional Injury Deaths in Sutter County from 2018 to 2022. Data from California Integrated Vital Records System. Comprehensive Death File for Sutter County. Accessed September 4, 2024.

Health Disparities

- According to the 2024 County Health Rankings:
 - Average life expectancy for Sutter County residents: **77.5 years**
 - California average life expectancy: **79.9 years**
- Life expectancy and health outcomes vary greatly based on where a person lives in Sutter County. Differences in health can be seen in neighborhoods only separated by a few miles and are largely influenced by the following conditions in the communities we live in:
 - Safe housing, transportation, and neighborhoods
 - Education, job opportunities, and income
 - Access to nutritious foods and physical activity opportunities
 - Polluted air and water
 - Language and literacy skills

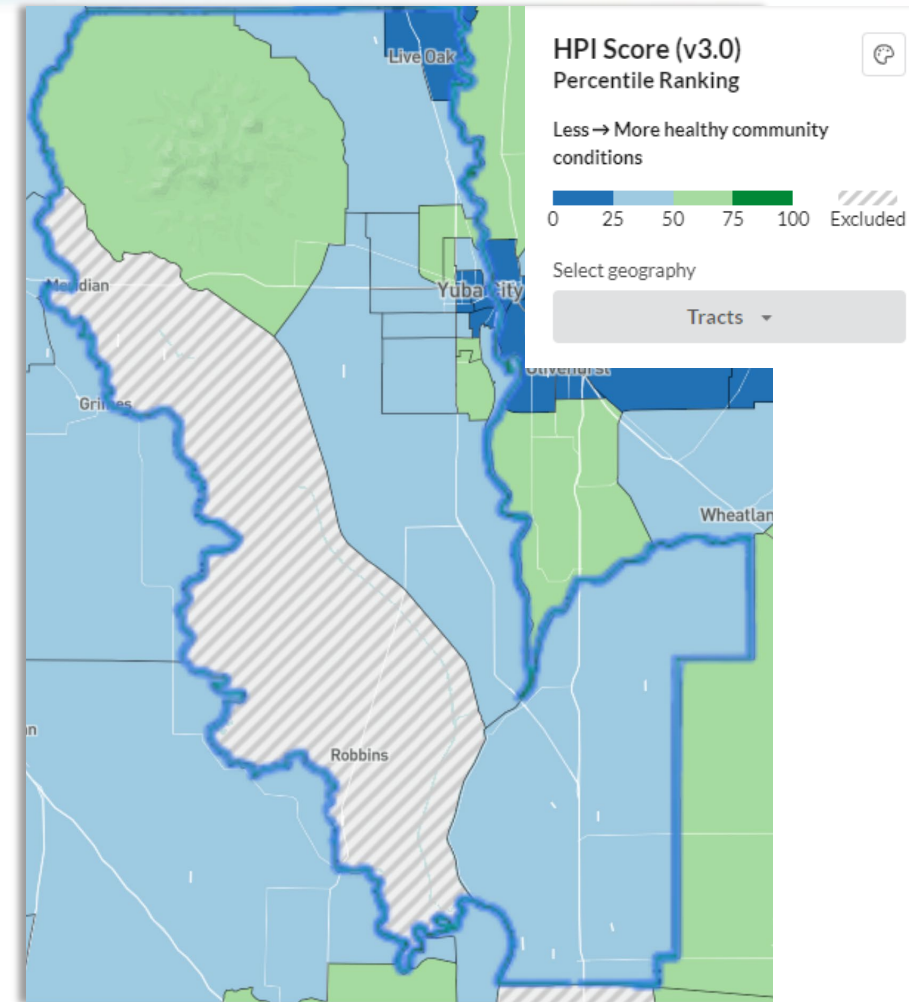


Figure 2. Healthy Places Index Sutter County Visual by Census Tract. Interact with the map [here](#).

Community Health Improvement Plan (CHIP) Process

- **The Community Health Assessment (CHA)** is a collaborative process to gain insight into the health status and health needs of our community through data collection and analysis
- **The Community Health Improvement Plan (CHIP)** is a plan to address:
 - Health needs and issues identified through the CHA activities
 - Factors that contribute to disease risk and health behaviors
- Goal for the Sutter County CHIP: Collaboratively work with community partners to create a specific, achievable, and measurable framework to address community health needs and identified health priorities:

CHIP Priority Areas		
Addressing Homelessness	Building Resilient Communities <ul style="list-style-type: none">• Adverse Childhood Experiences• Behavioral Health• Nutrition & Food Access	Reducing Sexually Transmitted Infections (STIs)

CHIP Timeline



*Each workgroup (Addressing Homelessness, Building Resilient Communities, and Reducing Sexually Transmitted Infections) met monthly for three months. A total of nine workgroup meetings were hosted virtually.

The Community Health Improvement Plan (CHIP)

- **Implementing the CHIP:**

- Local stakeholders contribute time, resources, and take ownership of the shared goals defined in the CHIP
 - Held quarterly meetings with community partners to review progress, analyze strategies, and revise activities
 - Collaborative CHIP Annual Meeting held **September 24, 2024**

- **Annual Update**

- CHIP Action Plan – updating action plans based on partner feedback
October 2024
- CHIP public-facing dashboards – **November 2024**
 - Promotes community knowledge and accountability



CHIP Website

Sutter County Community Health Improvement Plan

Management Team

Health Priority 3: Reducing S IIs

MAPP and ACHI

CHIP FULL REPORT

HOMELESS
Addressing Homelessness dashboard and resources

BRC: ACES
ACEs dashboard and resources

BRC: BEHAVIORAL
Behavioral Health dashboard and resources

2023-2028 Sutter County CHIP Report

CHIP-CHA Timeline Final 8.7.23

Free viewers are required for some of the attached documents. They can be downloaded by clicking on the icons below.

PDF Video Word Excel PowerPoint

Dashboards can be found by navigating to the Sutter County CHIP website [here](#). Then, by scrolling down to the buttons.

CHIP Dashboards

WORKGROUP PLAN: OBJECTIVE 1

Objective 1: By January 30, 2027, reduce the number of unsheltered individuals by 20% from the 2023 Point-in-Time Unsheltered Count

STRATEGIES	ACTIONS	LEAD ENTITIES	TARGET DATE	ANTICIPATED PRODUCT OR RESULT
Increase shelter bed capacity by at least 25%	Identify funding opportunities for additional shelter beds	Ampla Health, Harmony Health, Sutter Medical Foundation, Peach Tree Health	June 30, 2024	Funding to implement additional shelter beds identified
	Coordinate with Project Hope to implement sheltering services in Sutter County	Sutter-Yuba Homeless Consortium, Adventist Health and Rideout	January 30, 2025	Number of shelter beds at Project Hope designated for Sutter County residents experiencing homelessness
	Develop sheltering services at Hands of Hope Day Center in Yuba City	Hands of Hope	January 30, 2026	Hands of Hope capacity is expanded to include shelter beds
	Expand the REST (Regional Emergency Shelter Team) program to offer year-round sheltering services and shelter beds	Regional Emergency Shelter Team (REST)	January 30, 2026	REST provides year-round shelter beds
Increase the utilization of existing shelter programs	Conduct outreach through the Homeless Engagement and Resolution (HEaRT) Team to increase the amount of engagement opportunities	Sutter-Yuba Behavioral Health Homeless Engagement and Resolution Team (HEaRT)	January 30, 2024	Increase in the number of engagement opportunities to those experiencing homelessness
	Reinstate Open Doors, or similar program, in Sutter County to provide services, resources, and additional engagement opportunities to increase utilization of shelter services	Sutter County Public Health	June 30, 2025	Open Doors, or similar program, reestablished to increase the number of events held for people experiencing homelessness

We will add another column to track progress here!

CHIP Priorities: Addressing Homelessness

- **Addressing Homelessness:**

- Reinstated the **Open Doors** program to engage and connect people to services and resources
 - First event was held **May 14, 2024**, and the next event is planned for **November 14, 2024**
- **Planned expansion of Hands of Hope** to a new location to offer sheltering services
- Affordable housing:
 - **Regional Housing Authority** constructed **32** affordable housing units in Live Oak
 - Identifying processes and best practices to implement a housing trust and matching program for Sutter County
 - **Yuba-Sutter Habitat for Humanity** – breaking ground on **217** low-income family housing units and **20** senior units in Yuba City

CHIP Priorities: Reducing Sexually Transmitted Infections

- **Reducing Sexually Transmitted Infections (STIs):** concerted effort to prevent the transmission of STIs and ensure equitable access to high-quality care and treatment
 - **Reducing STIs Collaborative** formed in February 2024 in collaboration with local partners including:
 - Various outpatient health care providers
 - Sutter County Superintendent of Schools
 - E-Center
 - The collaborative is tasked with:
 - Reviewing STI school curriculum to develop a more effective and age-based curriculum for Sutter County high schools and institutions of higher learning
 - Developing a streamlined approach for STI-related care in Sutter County

CHIP Priorities: Building Resilient Communities

- **ACEs:**
 - **Home visiting programs** – Sutter County Public Health increased program capacity by 3 FTEs and implemented the Cal-InSPIRE program to serve families with children with special healthcare needs
 - **Sutter County Children and Families Commission** – participated in the Regional Medi-Cal Communities and Home Visiting Collaborative to learn best practices to build capacity
 - **Handle with Care Program**—The program was expanded to cover all Live Oak School District schools. 16 incidents reported during the 23/24 school year
- **Behavioral Health:**
 - Formed the **Sutter Behavioral Health Learning Collaborative**, with the first provider-focused meetings held on **May 16, 2024**, and **October 8, 2024**
- **Nutrition and Food Access:**
 - Aligned strategic efforts with the **Yuba-Sutter Food Policy Council** to act as an advisory committee to implement the following activities:
 - Expand meal delivery programs, implement a new farmers market and increase advertising for existing farmers markets, develop a food as medicine toolkit for Sutter County partners and residents

Low Cost/No-Cost Resource Guide



Sutter County Health and Human Services
Public Health Branch



LOW COST AND NO COST RESOURCES FOR SUTTER COUNTY

- Guide can be found through our [Sutter County Public Health website](#). Please share this guide with your colleagues and partners, as we hope it will help better connect our community and stakeholders to resources.
- Coming soon! Public Health staff are working on breaking down these resources into easy-to-navigate buttons, so if a community member is looking for healthcare resources, they can just click on that button and be directed to those resources.



Thank you to our partners!



Contact Information:

Public Health: 530-822-7215

Email: PHAccreditation@co.sutter.ca.us

Website: [Data and Reports | Sutter County, CA](#)